

PRESIDENT'S MESSAGE

This message will be my last after two years of service as president of this fine organization. What has truly impressed me is the volunteer effort that runs this large club, everyone's work to improve the quality and quantity of the club's functions and programs, and welcoming all with open arms. Through the trials and tribulations of doing what we think is the right thing, our volunteer leaders have made a difference and improved every aspect of this fly-fishing club. A great board of directors will lead the club in 2014. We still need volunteers for the vice president and monthly raffle organizer positions. Please consider supporting the club in one these positions.

I leave you with this thought and wish you all health and happiness in the New Year!

We must not, in trying to think about how
We can make a big difference, ignore the
Small daily differences we can make.
Which, over time, add up to big differences
That we often cannot foresee.

- Marian Wright Edelman

I shall meet you on the water and we shall tell stories and bad jokes and laugh with
tears in our eyes.

- Eric Steele

CONTENTS

General meeting

- 2 Holiday fly-tying, equipment swap, and social event

Outings

- 2 Call for 2014 destinations and leaders

Education

- 2 Welcome Steve Stevens
- 3 Winter fly-tying series

Wild Women of the Water

- 4 Holiday party

Membership

- 4 Welcome new members

Next Cast Flyfishers

- 4 Fly tying
- 4 Tumalo Community School
- 5 LaPine Fly Fishing

Other news

- 4 Call for 2014 programs
- 5 Educational programs at Fly and Field
- 7 Welcome new board members

Conservation


- 5 Changes at Hosmer Lake
- 5 You may be killing steelhead and not even know it

Tyler's corner

- 7 Mercury Midge (Pat Dorsey)



Wild Women gathered at Broken Top for evening fishing. PHOTO: Kari Schoessler




GENERAL MEETING

Dec 18 | 6:00 P.M. | Bend Senior Center, 1600 S.E. Reed Market Road, Bend

Holiday fly-tying, equipment swap, and social event

Refreshments – Bring some holiday treats or other snacks to share. There will be coffee and tea, but feel free to bring juice or soft drinks as well.

Fly tying – COF members will demonstrate tying patterns and techniques. This is an opportunity to learn something new and meet other members. John Kreft has lined up the tyers, so expect a good show.



Equipment swap – If you wish to swap/sell gear, label it clearly with price and your contact information. Look for the empty tables. Everyone is responsible for managing their

own gear or purchases.

Visitors – Bring a friend and introduce them to the club and other members!

OUTINGS

Call for 2014 outings destinations and leaders

Your outings coordinator would like to hear from you! Let me know which outings you want to have in 2014. I am also seeking members who would be willing to organize and lead COF outings during the coming year. Experienced trip leaders are encouraged to again volunteer their valuable, and much appreciated, services. Members who have not organized and led an outing but have the knowledge and skills to introduce others to a new fishing destination are strongly encouraged to become a trip leader. If you are interested in sharing your ideas or leading an outing, please

contact me at our December general meeting, or you can reach me at 541-549-2072 or steelefly2@msn.com.

– Eric Steele, Outings Coordinator

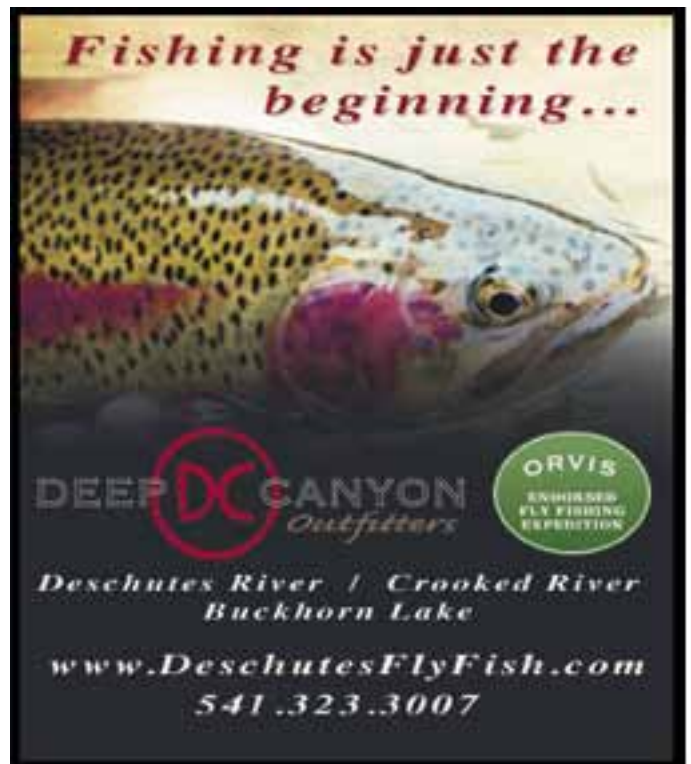
New Year's Day outing



Jan 1 | Meet at Jake's Diner at 9:00 A.M. | Leader: Terri Grimm

The first outing of 2014 will be the traditional New Year's Day outing to the Crooked River. Meet at Jake's Diner on the east side at 9 A.M., have breakfast with fellow COF members, and decide if the trip to the river is for you.

There are always some of us crazy enough to go, regardless of weather or river flows. Be sure to get your 2013 license beforehand. Sometimes the fishing is even decent on New Year's Day. For more information about the outing, flies, and gear, contact Terri Grimm (tgrimm@sonatainc.com or 541-318-0567).



EDUCATION

Welcome Steve Stevens

This will be my last newsletter article, since I'm turning education over to Steve Stevens in January. Before I go, I want to thank everyone who has stepped up to help teach beginners for the past two years. I appreciate the time and effort club members and area professionals have so willingly given. We have a great club, and we get great support from our local fly shops.

Our most recent support was from Peter Bowers, owner of the Patient Angler. Peter came to our general meeting in November and talked for almost an hour to a rapt crowd. He left his shop early, brought some things that complemented his talk, set up a table, and started in, explaining flies and techniques, educating and entertaining us. Thanks Peter. Peter runs his shop in the same knowledgeable, enthusiastic, and entertaining way, so if you missed the meeting, or just want to hear more, stop by and return the support.

Our last event of the year is fly tying at the December meeting. Our club has quite a few world-class tiers who will let you sit with them and watch up close while they tie and answer questions. It's an awesome opportunity to see the best tiers in action and to hear their fishing wisdom. If you aren't that interested in tying, come anyway. You'll learn a lot about insects, styles of flies, tactics for using them, and more. For beginners, Sherry Steele will teach anyone who wants to try. Sherry, head of the Oregon Council of the International Federation of Fly Fishers (ORCIFF), teaches tying at Fly Fishers' Place. She has a lot of experience and

skill. If you have questions about technique, sit with Sherry for awhile. Sherry will bring the vices, materials, and tools. All you need to bring is your most powerful reading glasses.

The club swap meet will also be held during the December meeting. This is a good time for beginners to pick up some extra equipment at a reasonable price. Also, don't forget to bring cookies to share.

In January, Steve Stevens will take over as education chair. Steve is going to be an awesome education director. Already, he has offered to let us cast some of his many rods to test weights and lengths before the rod building class. He has built many of his rods, including bamboo rods. And he makes nets (and guitars). He has a deep understanding of our sport and is willing to share his knowledge. We are immensely lucky to have him in our club, and I'm happy to be turning the education job over to him.

– Kathleen Schroeder (education@coflyfishers.org)

Winter fly-tying series

COF's winter fly-tying series will begin January 7 and run through March 25. We'll meet every Tuesday at the Bend Senior Center at 6:00 P.M.

This is an opportunity to re-stock your fly box with effective, fishy flies. Each session will be led by an experienced instructor who will teach a couple of flies. There will be enough materials available to tie several of each pattern.

To participate, you must be a COF member (guests are welcome), bring your vise, tools, and \$5 per session to offset the cost of the room and materials. This is not a beginning fly tying class, so you will need to know the basics of fly tying.

continued on next page



FLY FISH
CENTRAL OREGON
WITH THE EXPERTS FROM
THE FLY FISHER'S PLACE.

FULL-SERVICE SHOP, GUIDED TRIPS,
INDIVIDUAL AND GROUP LESSONS.
PRIVATE LAKE ACCESS AND THE
BEST FLY SELECTION IN THE NORTHWEST!

The Fly Fisher's Place

FIRST CLASS IN SERVICE,
SELECTION & KNOWLEDGE

541-549-FISH | 151 W. MAIN AVE., SISTERS | OPEN 7 DAYS A WEEK
GREENDRAKEHATCH@GMAIL.COM | WWW.FLYFISHERSPPLACE.COM

I'm creating an email list of participants, so let me know if you are interested. I will send out the pattern sheets early so you can see who the instructor is and the featured flies.

Hope to see you in January!


— John Kreft (503-559-3811 or jckreft@gmail.com)

Welcome New Members

David and Marti Abbott

Curtis, Signe and Houston Patterson

WILD WOMEN OF THE WATER



Holiday party

The Wild Women of the Water will hold their holiday potluck on Wednesday, December 4, 6:30 P.M. at the home of Lee Ann Ross. Bring your favorite potluck dish and a wrapped “fishy” gift for the “fishy gift” exchange (limit of \$15). Please RSVP to Kari

(wildwomen@coflyfishers.org).

Remember, Molly Vernarecci is maintaining the COF Facebook page (<https://www.facebook.com/CentralOregonFlyfishersClub>). If you have fishing photos you would like to share, please contact Molly (Mollster2002@aol.com).

MEMBERSHIP

Please welcome Tim Schindele, our new membership chair. Tim will take over in January. Membership renewal forms have been mailed. Pay your dues before January 1 and save \$6.00.

To join, go to coflyfishers.org to print a form. Current rosters are available by request; send email to membership@coflyfishers.org with ROSTER as the subject.

— Gary Meyer, Membership Chair

NEXT CAST FLYFISHERS

Fly tying

Calling all young flyfishers! On December 18, the Central Oregon Flyfishers' monthly meeting will feature fly tying. We are specifically inviting all young fly tiers to join us for beginner and intermediate tying. We will provide all equipment for you and can help with tying materials too. Tying will start at 6:00 P.M. You need to sign up ahead of time. Contact me to get details and get signed up (Karen Kreft, NextCast@COFlyfishers.org).

In addition to tying, there will be used equipment that will be sold by the owners at reduced prices. If you are in need of any fly fishing equipment, this may be a great resource for you.

Tumalo Community School

In recent weeks, we have coordinated with middle school students at Tumalo Community School to teach a fly tying elective. There are 10 students that are learning more than the basics of tying. Each week the students will focus on a specific fly pattern and improve their technique with each new fly. John Kreft has agreed to lead the sessions. Volunteers Pete Martin, Jim Carpenter, and student teacher Kristen Seymour will assist. All levels of volunteer support are appreciated. Please let me know if you would like to help. Classes will meet on Wednesdays at 1:00 P.M.

continued on next page

Fly & Field
OUTFITTERS

NEW Website - www.flyandfield.com

- Up to date fishing reports
- Real-time river & weather conditions

Guided Fly-Fishing Adventures

- Deschutes, Crooked and Fall rivers
- Cascade Lakes
- Trout and steelhead

Full-Service Fly Shop

35 SW Century Dr., Bend OR 97702 ■ 541-318-1616 ■ www.flyandfield.com

LaPine Fly Fishing

We have been discussing a youth fly-fishing program for the LaPine area. This program would support high school age fly fishers and offer a full curriculum. We plan to begin this program in early 2014. Brad Emery has been coordinating the discussions and will provide leadership. Please let us know if are interested in volunteering in the LaPine area.

We are so appreciative of the volunteers and support of the Central Oregon Flyfishers to help the area youth participate in fly fishing.

- Karen Kreft, *Next Cast Flyfishers*

OTHER NEWS

Call for 2014 programs

The board would like to try a new program in 2014. Rather than recruit a speaker to talk about an exotic trip, we would like club members who have traveled to participate. Club members would offer brief summaries of their trips. A member could simply announce where they had traveled or offer a short ten-minute presentation and let other members know who to contact if they are interested in similar destinations. Having a club member assist in planning a trip should be of value in many ways. Contact Mike Tripp if you have traveled to a destination you think other members might be interested in.

Quality programs depend on your input. If you have ideas, contact any board member or Mike Tripp.

Educational programs at Fly and Field

Fly and Field Outfitters will offer in-store introductory classes that cover basic concepts of fly fishing: equipment, rigging, knot tying, river anatomy, entomology, fly selection, etc.

Casting lessons will also be available. A series of three lessons will cover the most-used casts, hone in on technique



The Central Oregon Flyfisher

and biomechanic efficiency, address how to make our rod work for us, and more.

The three-pack on-stream lessons will cover reading water, presentation philosophies, safe wading, practical rigging, entomology, and in-depth instruction for dry fly, nymphing, and streamer fishing.

A package of four fly-tying classes, each hosted by a different renowned local tyer, will be available. Class size will be limited to six students.

For questions regarding pricing and scheduling, contact: Griff Marshall, Fly Fishing Guide & Instructor, Fly and Field Outfitters (541-318-1616 *shop* or 541-480-4280 *cell* or griffmarshall@me.com).

CONSERVATION

Changes at Hosmer Lake

I was recently made aware of alarming claims in some Internet forums about changes being made by ODFW at Hosmer Lake. So I called Brett Hodgson, Deschutes District fish biologist for ODFW, to inquire. Here's a summary of what I heard.

In the past, Atlantic salmon planted in Hosmer Lake grew very large and fly fishing for them was "world class." For the past 20+ years or so, however, the fish have not grown as big. There is only speculation as to why this has occurred. The ecology of the lake has definitely changed, potentially impacting the fish. Also, eggs for use in the hatchery were initially obtained from Maine. Now eggs are harvested from fish in the lake. This has been going on for a very long time, potentially leading to genetic degradation.

At the same time, ODFW continues to struggle with budget issues and cost cutting. An example of this is the recent changes at Fall River fish hatchery and partial consolidation with Wizard Falls fish hatchery. Brett was careful to emphasize that the Fall River hatchery is not closed. It will continue to be open to the public for visitation. It will also be used as a grow out facility prior to stocking fish in various Central Oregon waters. However, the bulk of the production has been shifted to Wizard Falls for fiscal reasons.

Brett also pointed out that Hosmer Lake is the only lake in Central Oregon where Atlantic salmon are being planted. ODFW is reviewing if they should maintain this species for a single lake in light of species degradation at Hosmer and reduced hatchery capacity.

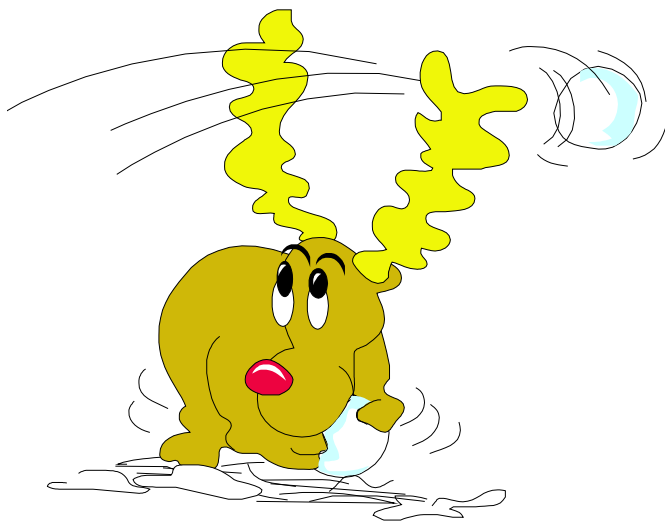
Accordingly, ODFW decided to try an experiment. Last spring (2013), ODFW started planting rainbow and cutthroat trout, along with Atlantic salmon, into Hosmer Lake. They plan to stock all three species next spring (2014) as well. The plan is to evaluate the success of all three spe-

continued on next page

cies this year and next, have meetings for public feedback in the fall of 2014, and then make a final decision on the continuation or discontinuation of the Atlantic salmon stocking program.

There are no plans to change Hosmer Lake fishing regulations. It will remain fly fishing only. Note that the current regulations make Hosmer catch and release for Atlantic salmon only. All other species, including rainbow, cutthroat, and brook trout, may be harvested per current regulations. There is the potential to broaden the catch and release requirements to other species during the next normal cycle for regulation changes if there is public request and support for such a change.

– Yancy Lind



You may be killing steelhead and not even know it

Editor's Note: The following article is available on: <http://www.ginkandgasoline.com/steelhead/you-may-be-killing-steelhead-and-not-even-know-it/>

Steelheaders are generally pretty serious about catch-and-release, but it's likely that many are mortally wounding fish without ever knowing it.

There are few species of fish as vulnerable as wild steelhead. These fish are beset on all sides by threats both natural and man-made. With their numbers dwindling, it's safe to say, every steelhead counts. It's vital that those of us who fish for them practice the best catch-and-release practices.

However, common landing practices can kill fish without the angler ever knowing. A team of biologists studying steelhead in British Columbia discovered this problem, quite by accident. These scientists were tagging steelhead with GPS trackers. They determined that the least intrusive way to capture the fish was, well, the same way we do it. With a fly rod. They landed the fish, tagged them with the GPS device and released them. When they went to their computer to track the fish's progress they discovered something alarming.

Within two hours many of the fish they had tagged, and released in good health, were dead. They collected the fish and performed autopsies to determine what had gone wrong. In every case the cause of death was head trauma. It turns out that 'steelhead' is a misnomer. The fish's head is, in fact, its most vulnerable spot.

When landing the fish the researchers had played them into shallow water where they would be easy to tail. As the fish came into the shallows they were on longer, fully submerged. Without the resistance of the water surrounding them, their powerful thrashing was able to generate momentum that is not possible underwater. The flopping fish simply hit their heads on a rock.

The fish appeared fine when released, but their injured brains began to swell and soon they were dead. It makes perfect sense if you think about it. Fish have evolved in an environment where hitting their head on anything with enough force to cause damage is almost impossible. Their brains lack the natural protection enjoyed by terrestrial species.

Luckily, this unfortunate outcome is easily avoided. The angler has a couple of good options. Landing fish by hand in knee deep water is a little tougher but much safer for the fish. You can grab the leader to control the fish long enough to tail it. After a fish or two it will feel very natural. When possible, it's best to use a good catch-and-release net. This is safest for the fish and easiest for the angler. A net helps you seal the deal while the fish is still fresh and requires little reviving.

Always control your fish once he's landed. Keep his gills wet and support his head in case he makes a sudden attempt to escape. Keeping him, dorsal fin up, will keep his range of motion side-to-side, making it harder for him to injure himself. When possible keep him in deeper water. Never beach a fish when landing him and never lay him on the bank for a photo. It's just not worth it.

Wild steelhead are a precious resource. Those of us who come to the river looking for them must lead by example and do our best to to be good stewards of these remarkable fish. Their future is, literally in our hands.

LIND | WHITE GROUP

Yancy Lind & Eric White

Financial Planning & Investment Management



Merrill Lynch
Wealth Management®

PROUD SUPPORTERS OF COF

541-312-6821 | yancy_lind@ml.com

TYER'S CORNER

In past COF Fly of the Month articles, I have discussed the virtues of the Miracle Midge (March 2013) and the Deep Blue Poison Tung (September 2013). The Mercury Midge rounds out the three subsurface midge patterns you need to successfully fish on tailwaters such as the Crooked River. I fished these three patterns almost exclusively this year on the Crooked and caught hundreds of redbands and mountain whitefish. The Mercury Midge is the creation of Pat Dorsey, noted fly angler on the tough tailwaters of the Front Range rivers of Colorado. I tie this pattern in one size – size 18. Most of the time I use the black version (black thread and copper wire rib). However, I also tie it with peacock blue thread and copper wire rib. The photo shows a silver wire rib and that also works well. I also use a version that has small white (not silver) wire, and that version works well, especially with dark brown thread. I also tie a flashback version that works well during the irrigation season when the water is a little off color. Like Pat Dorsey, I find myself using the flashback version the most. As you can see, this pattern is a very versatile fly.

I fish this fly in combination with either the Miracle Midge (the UV blue version) or the Deep Blue Poison Tung. When the Blue Wing Olives (BWOs) and Pale Morning Duns (PMDs) are hatching, I will use a size 18 (BWOs) or size 16 (PMDs) Mercury Pheasant Tail (another Pat Dorsey pattern) as my bottom fly. When the hatch is in full swing, I move my pheasant tail to my top fly.

If you tie flies, I highly recommend that you purchase Pat Dorsey's *Tying and Fishing Tailwater Flies*. It is a little pricey, but the patterns he provides and his knowledge on how to fish the patterns will easily provide a big payoff with big fish days.

– Bill Seitz

Mercury Midge (Pat Dorsey)



Hook: size 18 scud hook

Bead: extra small Spirit River Hi-Lite silver-lined glass bead

Thread: black, olive brown, light Cahill (a pale olive when wet), and peacock blue, size 8/0

Rib: small copper wire (optional: silver and white wire)

Optional: a flashback of medium pearl flashabou or medium mirage opal flashabou

1. Pinch barb and place bead on hook.
2. Start thread, then attach a short piece of copper wire as rib.
3. Wrap thread over wire down to the hook bend and wrap thread back to the bead. Keep the body slender!
4. Palmer the wire rib forward (four to five times). Make a small thorax behind the bead and whip finish.

Optional: Coat the fly with Sally Hansen's Hard as Nails.

Welcome new board members

The following members will serve in 2014:

Dave Dunahay	President
Joe Wierzba	Treasurer
Cliff Price	Secretary
Tim Schindele	Membership
Eric Steele	Outings
Mike Tripp	Programs
Steve Stevens	Education
Frank Turek	Kokanee Karnival
Karen Kreft	Next Cast Flyfishers
Yancy Lind	Conservation
Debbie Norton	Banquet
Lee Ann Ross	Director at Large
Kari Schoessler	Wild Women of the Water

Central Oregon Flyfishers Upstream Events 2013

Date	Time	Activity	Location	Contact
DECEMBER				
Dec 5	6:30 pm	monthly board meeting	Environmental Center	Eric Steele (president@coflyfishers.org)
Dec 4	6:30 pm	Wild Women of the Water		Kari Schoessler ((wildwomen@coflyfishers.org)
Dec 18		general meeting	Bend Senior Center	Eric Steele (president@coflyfishers.org)

IN THE FUTURE

Jan 1	OUTING. Crooked River. Meet at Jake's Diner at 9:00 am. Terri Grimm (tgrimm@sonatainc.com)			
Jan 7	Fly-tying sessions begin			
Mar 7, 8, 9	Northwest Fly Tying and Fly Fishing Expo, Linn County Expo Center, Albany, OR			



2013 COF Board Members: **Eric Steele** PRESIDENT **Vacant** VICE PRESIDENT **Joe Wierzba** TREASURER **Cliff Price** SECRETARY **Mike Tripp** Programs
Howard Olson Banquet **John Tackmier** Outings/Library **Karen Kreft** Next Cast Flyfishers **Kari Schoessler** Wild Women of the Water
Lee Ann Ross Director at Large **Gary Meyer** Membership **Debbie Norton** Raffle **Kathy Schroeder** Education **Frank Turek** Kokanee Karnival

Membership application available from: <http://www.coflyfishers.org>

For advertising information, call Mike Shadrach at 541-678-5717.



Central Oregon Flyfishers

PO Box 1126 Bend, Oregon 97709



An active member club

For advertising information, call Mike Shadrach (541-678-5717).

NEWSLETTER - Terri Grimm