


The Central Oregon Flyfisher



www.coflyfishers.org

An Active Member Club

Volume 29

Number 5

May 2006

GENERAL MEETING

Flyfishing Lakes
with Scott Cook
May 17

6:30-8:30 PM
Bend Senior Center
1600 SE Reed Market

OUTINGS

Deschutes River
May 20

Davis Lake
May 30

See p. 2 for details

CLASS

How to fish the
Salmonfly Hatch

May 25

See p. 3 for details

Wild Women Of the Water

Lake in the
Dunes

See p. 3 for details

May Random Cast

The fishing season is on its way as of April the 22nd and Dave Semich has some nice outings planned for the next few months not to mention COF's "Big One" the Kamloops area Canada Trip in June (contact Gordon Chandler if interested in the Canada trip). If you haven't noticed we are now doing 2 outings a month, one on a weekend and one during the week. Take advantage of these outings to meet some new members, learn some new water and techniques from other members.

Also, as you attend these outings and other COF events we would like to have you think pictures, pictures, pictures. The club is putting together a treat for next year which will require lots of photos. If you have any photos from COF events, personal fishing trips, vacations from this year and the upcoming months of 2006 and would be willing to share them please send them to Dave Semich. We can take digital photos or scan standard photos. Anything involving COF members, personal or club related will work.

While at the regional ODFW office lately, I grabbed a copy of the 2006 Trout stocking schedule for the High Desert Region. I have used this before and found it very helpful in planning fishing outings. You can't go wrong, six pages of scheduled stocking from April through October with a listing of the week being stocked, numbers of legal and trophy fish being stocked, and species. They're available now at no cost.
Carl Sanders

"If we carry purism to its logical conclusion, to do it right {fishing} you'd have to live naked in a cave, hit your trout on the head with rocks, and eat them raw. But, so as not to violate another essential element of the fly-fishing tradition, the rocks would have to be quarried in England and cost \$300 each."

John Gierach:

May Program

Scott Cook is the owner, operator and head guide of Fly and Field Outfitters on Century Drive in Bend. He has spent the past fifteen years fly fishing the Central Oregon area catching a variety of game fish. Scott has made a career guiding the Cascade Lakes for the past ten years. On his days off you may see him fly fishing at Crane Prairie, chasing that mystical "Crane-Bow". Scott will be discussing fly fishing techniques on Crane Prairie, Wickiup Reservoir, and East Lake. Feel free to contact Scott at scott@flyandfield.com or give him a call 541-318-1616



This is an example of the the 'bruts' that Scott has caught while fishing at Craine Prairie. When he sent this picture to me, we laughed and called it "Fish Porn". You too can catch big guys like this. Come to the meeting and learn how.

April Recap

The trip to Chickahominy was a windy one. We woke up to snow on the ground but a few hearty souls still showed up for breakfast. Three went home and four headed out to 'Chick". We met up with two more members at the reservoir and gave it a try. The wind did blow but it wasn't really all that cold. We fished for an hour or two and then Vivian served us some of her warm home made mushroom soup - it was the highlight of the day.

The weather for the trip to Haystack was the nicest so far. There were approximately 20 people that attended this outing. We filled up a couple booths at Shari's, and after breakfast we headed north. The group caught a few trout (Steve Sheldon and I got 4) and a bunch of suckers. Did you know that suckers will come to the surface? No one got one of the big brood fish, but we all seemed to have a great day.

May Outings

Deschutes River - The Spring has been really goofy this year and the salmonfly hatch may not be on by this time. If not, the big guys will be drawing attention to themselves by actively crawling towards the bank to hatch. It could be a great time to fish with nymphs and get an idea of where to go when the hatch does start. This is a weekend trip and could be crowded - but let's give it a go. Meet at IHOP on the north side of Bend at 8:00 or leave from there around 8:30. We will be up at Mecca Flats around 9:30. We will be walking down river from the parking lot at Mecca. This is weeks ahead and I can't tell you if the hatch will be on or not - so, as of now - bring some nymphs and dries. We have another trip scheduled for Thursday June 8th. Let me know if you would like to make it a drift trip on that outing and if you have a boat and are willing to take some other members (pontoon boats work too).

Davis Lake - Davis is full of water! This is a trip that could benefit from an early start. Come on up to Davis as early as you can (I mean at dawn if you feel so inclined). Park at the area by the dam and use the little channel along the rocks to get out to the lake. If you are looking for BASS, then bring a bigger rod and consider throwing (flipping) BIG/HEAVY stuff either into the weeds or up against the rock dam. For trout, bring a sinking line and some of your normal big lake flies. We can even ask Scott what he thinks would work best at Davis while we have him here for our May meeting.

Bring a radio if you have one and we can tell each other what seems to be working and where the action is during the morning fishing. Tune your radio to channel 5 and code 5 for this outing. Let's check in with one another and pass on some info.

Let's meet back at the parking area around noon for a group lunch. Let me know if you plan to attend this outing. If we have a good number and the club will buy some burgers, beans, and chips - I'll grill up some lunch.

After the lunch time fish stories we can head out and give 'em a second try. Remember that BASS is a four letter word - but that they actually taste pretty good. If you have never eaten bass, I highly recommend that you keep a few and take them home for a fish fry. They are very good dipped in cold milk, or a mixture of a beaten egg and a little milk. Coat the dipped fish with flour, pancake mix, cornmeal, or cracker or cornflake crumbs. Pan fry the fillets in some vegetable oil and they no longer become a nasty old bass! Bring a stringer.

Wild Women of the Water

April's crazy weather patterns put a damper on outings for the month. I was all set to drive to the Chickahominy, until I looked outside and saw six inches of fresh snow! Vivian Rockwell did make it to The Chick. According to Vivian, the fishing was like the weather—disappointing. There was more ground-level bad news on Monday morning. Another storm that dumped even more of the white stuff ended Wild Women's plans for an outing to Lake in the Dunes.

In about one month, Wild Women will have hats available for sale! The hats will be baseball-cap style, salmon-colored cap with a charcoal brim, and adjustable for size. Hats will be embroidered with a stylish Wild Women logo design that features the text "Wild Women of the Water" and a fly rod. Cost will be about \$12. We would like to know how many hats to order. If you would like a hat, contact Terri Grimm (sonata@teleport.com or 318-0567). You don't need to pay until the hats arrive.

May Outings: Lake in the Dunes has been rescheduled for Saturday, May 20. Cost will be \$100 per person. If you would like to go, contact Delores Marsh (ladyd@bendcable.com or 382-7595). Be sure to check out the COF outings to the Deschutes River and Davis Lake coming up in May.

- Terri Grimm

COF Class: HOW TO FISH THE SALMONFLY HATCH

This year's class on how to fish the salmon fly hatch will be held Thursday, May 25 at 4pm at the Riffle Fly Shop in Warm Springs. This class will get you ready to fish the hatch which is expected to begin early June.

Paul Hansen will give us a slide show describing the hatch and how to fish it from 4pm to 5pm at the Riffle in Warm Springs. Following that, we will break out into small groups and be accompanied by one of Paul's guides down to the Deschutes River for a demo on salmon fly hatch techniques.

The class will be limited to 25. The cost will be \$15 which includes two flies specifically targeted for the salmonfly hatch fishing courtesy of the Riffle Fly Shop.

Riffle Fly Shop is located adjacent to the Deschutes River and only 1 mile south of the Warm

Springs Boat Ramp on Highway 26, only minutes from Warm Springs and Mecca Flats. The drive from Bend should take about an hour. The entrance to the shop is well sign posted and is on the right side of the road. The address is 7228 NW Hwy 26 and the phone number at Warm Springs is (541) 553 - 1384.

While the purpose of this class is to learn how to fish the hatch, you will probably want to bring your gear to fish in the evening following the demo on the river.

To sign up, please mail your \$15 check made out to COF to Lee Ann Ross, 3062 NW Underhill Pl, Bend OR 97701. My email is rossleeann@yahoo.com

Fly of the Month

Happy Spring, and before I begin this months pattern, let me start by thanking Carl, first for his great column every month and for his great contributions to this club and second for offering me this venue to share my love of fly tying and fly fishing. His present duties are far more than most of us can imagine so I am more that willing to take over the Fly of the Month column. In the coming months I will be giving you an insider's view to the flies I see at the many Conclaves I attend. Tiers do learn from other tiers that is how the traditions and techniques of this wonderful craft stay alive. I will bring to you flies that you will probably never see in a shop or a book, and although these flies are tied by some of the best tiers tying today, they are in most cases very simple. In fact most fishing flies are simple to tie; they just require the proper techniques and materials. I will at times offer to you older patterns that may have been somewhat forgotten yet can still produce, sometimes better than the newest pattern to hit the market. I will also share with you what I see at the Conclaves I attend, RE: new materials, techniques, tools, and news from inside the tying world.

In March I tied in the Northwest Fly Tiers Expo in Eugene and as usual the show lived up to its name. Because I tied for almost 5 hours, I didn't get to see the tiers I had on my list so my new fly list is very short. I will say that I learned a very beautiful and realistic Caddisfly Nymph that I will try and demo at one of the monthly meetings. Next month I will bring back news from the East Idaho Expo, where I will be tying on the 21st and 22nd of April.

(Continued on the next page)

Wonder-wing (BWO) May Fly of the Month



Pattern:

Hook: TMC 206BL #16-#18 or TMC 100 same sizes

Thread: 8/0 Dun or Black.

Tail: 4 to 6 Coq De Leon Tailing Hackles; Betts or med. Dun hackle barbs can be used. The tail length should be about 1 1/2 times the hook shank, also be sure to take a wrap under the tails at the end of tying them in to kick them up and this also helps to spread the tails a little.

Body: Dun, Black, or Brown Beaver, Rabbit or any other fine underfur can be used. Color to match what is on the water.

Wing: A single wonder wing is used, and it is tied straight up with the butt ends showing. Wonder wings are constructed by, pulling the hackle fibers back against the stem on larger feathers to form veined looking wing and then tying it in. See Note.

Hackle: Length 1 1/4 times the hook cap, Med to Dark Dun, tied in at the tie in point of the wing, 2 wraps there and 1 in front of the wing. Note: You can clip the bottom of the hackle to allow the fly to sit lower in the water.

Head: Nice neat head with same thread as used in construction.

Note: Check Al & Gretchen Beatty, Those Amazing Wonder Wings. www.flyangleronline.com/flytying. Last month Carl showed you a very nice emerger pattern that would even work as an adult in most cases. In my last 6 weeks fishing the Fall River, (Hatchery), I found even my best emerger patterns which up until that time were at least getting hits were only getting chases - no takes. So I did what

most fishermen should do, I stopped fishing and started observing the bugs and the how the fish were taking them. What I found was the BWOs that were hatching looked like sail boats with the main sail fully raised as they floated into the feeding lanes and they were very flat on the water. I would tie patterns in the morning and fish the early to mid afternoon hatches, the results were varied using all different wing materials trying to imitate the sail looking wing. I remembered seeing a pattern tied by Dave Roberts (Grants Pass) where he used a wonder wing type wing for his Extended Body BWO pattern, which he ties down to #28, not bad for a diesel mechanic with little fingers the size of my thumbs. So I designed a very simple version to test the wing, wow what a day, 6 fish the smallest being 14 ins+ and 2 pushing 16 ins+. The fly is still under design but with the results that I have had I thought it would be a good one to have tested elsewhere and by different anglers. The fly works best fished in slightly broken water, and with the curved type hooks in the smaller sizes the hook rate has been better than with a standard dry hook. I am working on an extended body version and will feature it later. Enjoy the fly and let me know what luck you have and if you try little changes let me know that as well.

Jerry Criss tlfly@my180.net

Kokanee Karnival Information

More Program Donations

In addition to the record number of donations received with dues payments last year we have received contributions from the following members during the first two months of 2006. This list also includes one member who made a donation in 2005 but was mistakenly left out of the article in the February newsletter.

The Behrens Family
Bob Griffin
Jerry Honl
Delores Marsh
Mike & Edna Redhead

The Kokanee Karnival partners sincerely thanks each and every one of you for your generous donations.

More Kokanee Karnival information on the next page

Program Activities/Volunteer Opportunities for KK

If you've been thinking about coming out to volunteer a few hours in support of this most worthwhile program for our Central Oregon youth then now is the time. From now through the end of the school year in June there are several activities on the schedule that include both classroom and field trip activities. Whether you have particular skills or knowledge doesn't matter because we need warm bodies to help with lots of different things.

In the classroom we will be providing fish dissection for 16 classes so anyone who knows how to clean fish would be very helpful. The other classroom activity will be Angler Education which prepares the children for the May Angling Clinic and teaches them about angling regulations. Both activities need additional helpers who will be working with volunteers who have been doing this for years. It is very helpful to have at least two volunteers per classroom so give this one some thought. Both of these activities will be done on various days during April and May.

Then on May 4th and 5th, and 11th and 12th the Spring Angling Clinic will be held at Shevlin Pond. This activity is the culmination of Kokanee Karnival activities for the year and requires a large number of volunteers, especially in the afternoon for coaching the children while they fish. There is a morning of instruction at various learning stations including water safety, knot tying, casting, angling equipment, fish biology and more. After a BBQ lunch, prepared by the Sunriver Anglers the kids fish for about an hour and a half and then depart for their schools at about 2:30.

Once again all of these activities can use anyone who has some time because you don't have to be qualified in any way in order to contribute. We are happy to have you come out and observe and choose where you want to participate. Feel free to contact me with your questions at 389-4124 or mreisinger@bendcable.com.

2006 Fish Festival Summary

The 14th annual Prineville Fish Festival held at Ochoco Creek Park is scheduled for Tuesday, May 16th. Approximately 500 students in first and second grades will learn about the salmon life cycle, stream ecology, water pollution, fish identification, geology and many other aspects of aquatic environments. Students will also participate in a costume parade, try their skills at making fish art,

hear stories inside a 30 foot long "salmon" tent and visit with Tammy and Tommy trout who reside under the bridge in Ochoco Creek Park. The goal of this event is to provide hands-on activities for children in the local community that promote a greater understanding of watershed processes and the conditions necessary for healthy aquatic species populations.

Educational stations will run from approximately 9 AM to 2:30 PM. Volunteer students from Crook County High School and Middle School will assist station leaders with the educational stations.

Fish fest is an educational outreach program provided to local schools by the Ochoco and Deschutes National Forest in partnership with: the Oregon Department of Fish and Wildlife and Wildlife; U.S. Fish and Wildlife; Trout Unlimited; Crook County Parks and Recreation District; Crook County School District; Crook County Soil and Water Conservation District; the Prineville Bureau of Land Management; and Oregon State Parks.

The overall goal is to provide hands-on activities that promote understanding of watershed processes to supplement natural resource education to local students and community residents. If you would like to help in any way, contact Lonnie Murphy.

Thanks in advance for any help!

Lonnie Murphy

Fisheries Biologist, Ochoco National Forest
541-416-6480

Annual Deschutes River Clean-Up

As part of the Riverfest activities, COF is responsible for cleaning up a section of the Deschutes River on Saturday May 13th. We meet at Les Schwab Amphitheatre for the event kickoff and breakfast treats. At 10:00 we go to the river clean-up site. Please bring work gloves, sturdy shoes, snacks, water and waders.

For more information please visit

www.deschutesriverfest.org or
call Herb Blank and 312-2568.

John Day Recreational Guide

Remember when Patrick Kollodge gave a presentation on the John Day River at a monthly meeting? The guides he told us about are now available. Call him in Prineville at (541) 416-6865 to order yours. I believe that they cost \$5.

May Volunteer of the Month

Have you been reading COF's monthly newsletters? Have you noticed the requests for volunteers? Opportunities, big and small, for involvement with COF and the community are available everywhere, every month. When you volunteer, you meet new people, learn new fishing techniques, find new fishing partners and make a valuable contribution to the community, COF or environment.

The Fly Fishing Rendezvous was no more than a fantasy when Yancy accepted the challenge and transformed the fantasy to reality. Through his efforts, Yancy become involved with COF and the community. He recruited sponsors for the Rendezvous, brought together club members and involved flyfishing professionals. All of these people donated their time and money to help demonstrate the latest flyfishing techniques and educate the community about the sport of flyfishing.

Yancy laid the groundwork, built the foundation and successfully orchestrated an outstanding, community-oriented Rendezvous. Hopefully, this Rendezvous will be the first of many in Bend. Thank you, Yancy, for all of your superb hard work. Congratulations for being COF's May 2006 Volunteer of the Month.

Volunteerism is essential to COF and the Community. Have you taken the challenge?

www.salmonsolutions.org

Hopefully you have noticed the ads in the Bend Bulletin concerning the plight of the salmon and steelhead in our area. Some of the members have been contacting board members about the topic. The Board did not make a decision 'as a club' to endorse this issue or not at this point. That does not have any 'hidden' meaning. We just didn't talk about it in detail at the time of this printing.

We do encourage all members to go to this website and look at the information there. There is information located there to help you understand the issues concerning the lower number of salmon and steelhead in our rivers.

If you are so inclined, there is information there to help you sign a letter and send it off to Governor Kulongoski and Representative Walden.

Classifieds

For Sale:

Reddington Pro Staff Chest

Waders men's medium - new in the box
New \$275 - asking \$175

Orvis Clear Water Endura

Wadersmen's Waders medium - new in the box
New \$129 - asking \$100
Steve Sheldon 593-1546

For Sale:

Almost new Cabella's 9' for 8 wt 5 piece 'Stowaway' fly rod - asking \$100 OBO
Dave Semich 382-1969

For Sale:

Bad Cat Pontoon Boat with 10.6'/19" dia 2 chambered pontoons. Standing platform, padded swivel seat, anchor/motor mounts, powder coated steel breakdown frame. With accessories. Like new. \$800 OBO.
Contact Carl Sanders 548-0870


Big old Fish



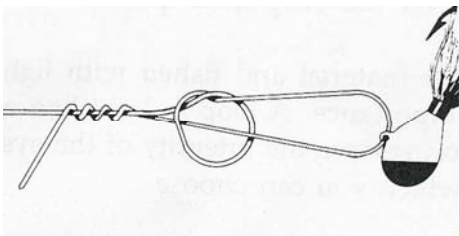
Bill Seitz caught this whopper on a fishing trip with me on the Metolius River a couple weeks ago. Funny how I can't quite remember exactly where on the Metolius though. He got it using his new favorite way to fish nymphs - Czech nymphing. Way to go Bill!

Book review - Practical Fishing Knots II **By Mark Sosin and Lefty Kreh**

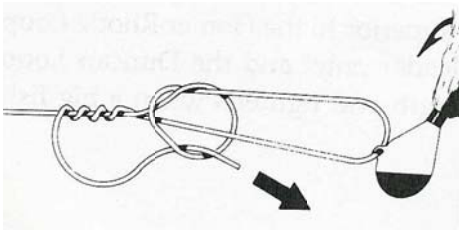
I recently read another short and informative book from the Deschutes County Library. This one is full of "practical fishing knots" that all fisherpeople should know. One of them is the Non Slip Mono Loop Knot. The use of a loop knot has been brought up by many different authors and well know anglers. If you want a fly to move more freely and be able to 'jig' up and down, this is your knot. Even though the illustrations are with a jigging lure, it can be very effectively used on flies. I use it often on flies like a leech. It is also very effective on large weighted flies that you might throw at bass on Davis Lake.



First tie an overhand knot. Then put the tag end of the line through the eye of the fly. Next put the tag end back through the overhand knot making sure that you put it through the same side that you came out.



Now wrap the tag end around the line (7 turns for 8x to 6 pound line and 5 turns from 8 pound to 12 pound line).



Then take the tag end and put it back through the overhand knot - making sure that you re-enter the same side that you exited.

It really is a very easy knot to tie. Try it a few times at home and then use it on flies that need to move freely. There are other ways to tie a loop knot, but I prefer this one because it does not slip and tighten.

UPSTREAM EVENTS – 2006

May:	4	COF Board of Directors Meeting - Carl Sanders
	4,5 + 11,12	Kokanee Karnival Angling Clinic at Shevlin Park
	6	Class , Entomology for the Fly Fisher, by Rick Hafele - Ron Anderson
	17	COF General Membership Meeting, ----- Scott Cook, Flyfishing Lakes
	20	Outing, Deschutes River (Stoneflies?)- Dave Semich
	30	Davis Lake - Dave Semich
June:	1	COF Board of Directors Meeting - Carl Sanders
	2-4	Outing, John Day River - Dave Semich
	8	Outing, Deschutes River (Stoneflies?) - Dave Semich
	21	COF General Membership Meeting, ----- Skip Morris, Lake fishing
	22->	British Columbia Trip - Gordon Chandler
July	6	COF Board of Directors Meeting - Carl Sanders
	12	Outing, Hosmer Lake - Dave Semich
	19	COF General Membership Meeting, -----
	29/30	Outing, Backpacking to a Cascade Lake - Dave Semich
August	3	COF Board of Directors Meeting - Carl Sanders
	9	Outing, Little Lava Lake - Dave Semich
	16	Annual Picnic , Shevlin Park - Dick Stentz
	19	Outing, Elk Lake - Dave Semich
September	7	COF Board of Directors Meeting - Carl Sanders
	9	Outing, Gold Lake - Bob Cooper
	20	COF General Membership Meeting, -----
	28-1	Outing, Deschutes Steelhead - Neal Buxton
October	5	COF Board of Directors Meeting - Carl Sanders
	18	COF General Membership Meeting, -----
	21	Outing, Metolius - Dave Semich
November	2	COF Board of Directors Meeting - Carl Sanders
	15	COF General Membership Meeting, -----
	18	Outing, Crooked River - Dave Semich
December	7	COF Board of Directors Meeting - Carl Sanders
	9	Outing, Deschutes County Library - Dave Semich
	20	COF General Membership Meeting, -----

Notes: (1) For more information about an event - contact the last name on the lines above.

Emails that you might need:

Carl Sanders	-	4cesanders@earthlink.net - President
Dave Semich	-	flyshndave@webformixair.com - Outings + Newsletter Editor
Don Schnack	-	- Monthly Programs
Carl Cavallo	-	fishincarl@yahoo.com - Classes
Bob Cooper	-	fishcoop2@bendcable.com
Neal Buxton	-	nealab@aol.com
Larry Godfrey	-	lgodfrey@bendbroadband.com

NEW MEMBERSHIP

The following information is used in the roster. Include all contact data and other interests that you wish to have appear in the roster. Print legibly using block letters, all caps.

LAST NAME		FIRST NAME	OCCUPATION (PAST OR CURRENT)	
SPOUSE'S FIRST NAME		SPOUSE'S LAST NAME IF DIFFERENT		HOME PHONE
HOUSE NUMBER	STREET		WORK PHONE	EXT
CITY			STATE	ZIP CODE
EMAIL ADDRESS				
How do you want to receive the COF monthly newsletter? (Check one.) <input type="checkbox"/> Email <input type="checkbox"/> US Postal Service				
Why did you join COF? (Check all that apply. List other interests on reverse.) <input type="checkbox"/> Wild Women of the Water				
<input type="checkbox"/> Acquire more knowledge <input type="checkbox"/> Find fishing partner <input type="checkbox"/> Volunteer for projects <input type="checkbox"/> Improve technique <input type="checkbox"/> Social functions				

You must sign this release EACH year when you renew to attend or participate in club activities.

LIABILITY RELEASE AND HOLD HARMLESS AGREEMENT

As a condition of membership or of participation in any activity encouraged or publicized by The Central Oregon Flyfishers, I voluntarily assume all risks of my participation. In acknowledgement that I am doing so entirely upon my own initiative, risk and responsibility, I do hereby for myself, heirs, executors, and administrators agree to remise, fully release, hold harmless, and forever discharge The Central Oregon Flyfishers, all its officers, board members and volunteers, acting officially or otherwise, from any and all claims, demands, actions or causes of actions, on account of my death or on account of any injury to me or my property that may occur from any cause whatsoever while participating in any such COF activity.

I acknowledge that I have carefully read this hold harmless and release agreement, and fully understand that it is a release of liability. I further acknowledge that I am waiving any right I may have to bring legal action to assert a claim against The Central Oregon Flyfishers for its negligence.

I have read the above statement and agree to its terms as a condition of my membership in The Central Oregon Flyfishers.

X _____
 SIGNED BY PRINT NAME MONTH DAY YEAR

X _____
 SIGNED BY PRINT NAME MONTH DAY YEAR

DUES SCHEDULE

Memberships are renewable on January 1 of each year. New members joining prior to June 1 shall pay a full year's dues of \$36. New members joining after June 1 shall pay a prorated amount according to the chart below. New members who reside outside Deschutes, Crook and Jefferson County shall pay \$12.50.

THE MONTH YOU ARE JOINING	JUN	JUL	AUG	SEP	OCT	NOV
THE DUES YOU PAY (\$)	18	15	12	9	6	3

RETURN THIS FORM Mail or deliver this form and your check payable to The Central Oregon Flyfishers to the membership chairman. Forms unaccompanied by dues payment or that lack signature, name, or date on the liability release statement are considered invalid and will be returned to sender.

The Central Oregon Flyfishers
Membership Chairman
PO Box 1126
Bend, OR 97709

