


Central Oregon Flyfisher



Vol. 36, Number 10, October 2013



CONTENTS

General meeting

- 2 Confessions of a swinger

Outings

- 2 Time to think about leading a COF outing next year!
- 2 Deschutes River steelhead trip

Education

- 3 Techniques
- 3 Rod Building Class

Next Cast Flyfishers

- 4 Planning fall and winter activities

Library News

- 4 *Spey Casting* by Simon Gawesworth

Wild Women of the Water

- 4 Holiday planning

Tyer's Corner

- 5 Sheep Creek Special

Upstream Events

- 6 Calendar of Events

RANDOM CAST

As I sit here in West Yellowstone, my fly-fishing gear is all prepped and ready for my adventure on the Madison River in the Park. I was somewhat successful the last two days thanks to all those in COF and the fly shops that have helped me over the years.


I'm contemplating the 2014 year for COF. We have a great club with great programs that support the members; members support the community in multiple ways through COF volunteer activities. To make all of this happen, volunteers take on specific leadership functions.

There are seven non-board positions for activity leaders (winter fly-tying, August BBQ, Redmond Sportsmen's Show) and organizational support (volunteer data, historian, librarian ORCFFF representative). For 2014 we have one vacancy to fill—the Redmond Sportsmen's Show Trout Pond (March 6 through 9).

There are 15 board positions, and for 2014 there are four vacancies: vice president, raffle/auction, education, and banquet. The vice president will be mentored by 2014 President Dave Dunahey for preparation as President in 2015. The raffle/auction position is responsible for the monthly meeting raffle and the raffle/auction at the annual COF banquet. The raffles generate funds for COF programs and activities, conservation, and most importantly, our youth programs: Kokanee Karnival and Next Cast Flyfishers. The banquet chair provides leadership to a team (auction/raffle, membership, and two others) that identifies the time, place and organization of the annual banquet. The education position works with the membership and identifies experts to set up fly-fishing educational opportunities that will improve our skills, knowledge, and abilities.

Please consider stepping up to support the COF membership, which consists of 290 people. Currently, each position is filled with someone who learned from a mentor. All the current and past leaders are available to help you get started, provide a history of the position, discuss lessons learned, and explain available resources. For example, I have volunteered to lead the outings for 2014 – 2015. This responsibility is a new one for me. John Tackmier has done a wonderful job the past two years. John and I will go over all of the contacts he has and the information he gleaned from his predecessors, including written guidelines and records of the trips. Once I get all of the information, I will ask the membership which fishing outings they would like to participate in and contact trip leaders. Have questions? Want to volunteer? Don't hesitate to contact the current office holder or give me a call (541-549-2072).

— Eric Steele, President
(cell 541-420-8108 or home 541-549-2072)



GENERAL MEETING

Oct 17 | 6:30 P.M. | Bend Senior Center, 1600 S.E. Reed Market Road, Bend

Confessions of a swinger

Residing in Oregon, John Shewey is a life-long devotee to fly fishing, wingshooting, and other outdoor pursuits. Currently the Editor-in-Chief of *Northwest Fly Fishing*, *Southwest Fly Fishing* and *Eastern Fly Fishing* magazines, John's annual travels take him all around the west and to his favorite haunts from Alaska to Mexico. Having fished for just about everything the west has to offer—from surf-perch at sea level to golden trout at 12,000 feet—John still gravitates towards his favorite summer steelhead streams, where he pursues these noble fish with his elegant flies, which have earned national prominence. John has penned hundreds of articles and published countless photographs in various magazines and to date has authored 15 books about fly fishing and wingshooting. A couple of them are actually decent. John appears frequently as a speaker at club meetings, conclaves, and sports shows around the country—be-grudgingly so during winter when he prefers to spend his time hunting chukars over his Weimaraners.

John will cover a variety of great topics surrounding the legacy of steelhead fishing: ethics, etiquette, and conservation. This promises to be a stirring journey of discovery, delving into the techniques, flies, rivers, and attitudes. John's approach to this subject is not just about how to catch a steelhead; it is perhaps best described as "holistic." Bring a friend and learn a few new things.

OUTINGS

Time to think about leading a COF outing next year!

All COF outings are organized and conducted by COF members. It is a simple concept. If no one offers to become a "leader" we will have no outings. So please give some thought to becoming an outing leader during the 2014 fishing season. Eric Steele, current COF President, will be the 2014 Outings Coordinator.

To all of the people who led the 13 COF outings this year, I thank you. Your efforts were greatly appreciated by myself and the outing participants.

—John Tackmier, Outings Coordinator
(outings@coflyfishers.org or 541-549-6252)

OUTINGS 2013

Month	Date	Leader	Destination
Oct	6-9	Robert Gentry	Lower Deschutes Steelhead

Deschutes River steelhead trip

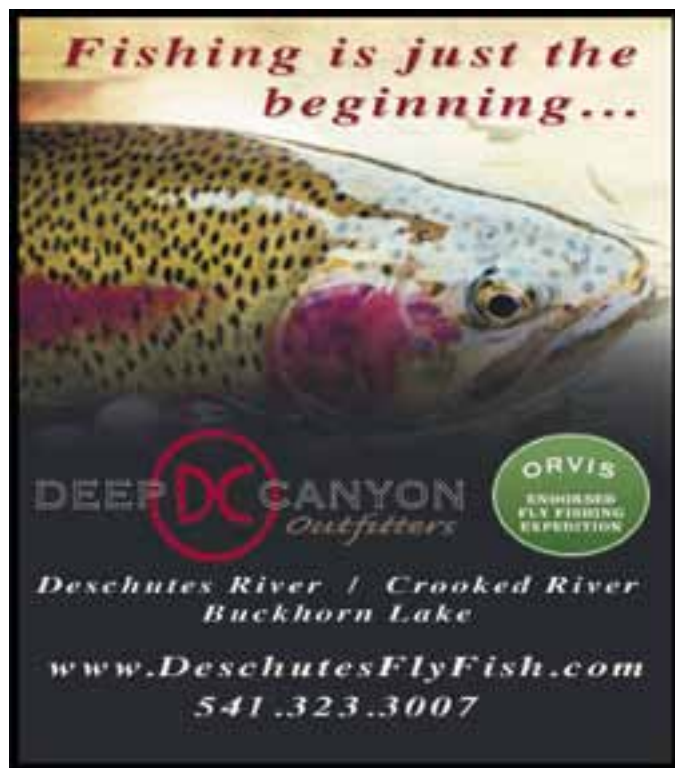
Oct 6 to 9 | Beavertail campground

The COF annual steelhead trip to the lower Deschutes River will be Sunday, October 6 through Wednesday, October 9. Plan to camp at the large camping area at Beavertail campground. To ensure space at the campground and have shuttle support for your boat, you must sign up in advance.

There is a \$25 per night camping fee for the group campground, and the cost will be shared among campers. Everyone is responsible for their own meals, although a group potluck on Monday or Tuesday night would be in the cards for those interested. If you will be floating the stretch down to Mack's Canyon, please plan to help car pool shuttle (14 miles round trip) each night. This is a great opportunity for folks with a boat. If you want to fish off the road, there is great access!

For more information or to sign up, please contact trip leader Robert Gentry (driftboater1@gmail.com or 541-233-611).

Note: Guide service may become available for this trip, please contact trip leader if interested.



EDUCATION

Techniques

Welcome Jeremiah Houle at our October pre-meeting techniques session. Jeremiah is a guide at the Confluence Fly Shop. He is a knowledgeable fly fisher and excellent fly tier. He will demonstrate an unusual tube fly and answer fishing questions. Jeremiah will also show us some new styles of waders for women.

In November, Peter Bowers of the Patient Angler will give a demonstration. Peter is an especially good teacher for fly fishers of any age and experience; he is always informative and enthusiastic. The topic is still under consideration, but it will be about fly fishing, and you won't want to miss it.

December will be fly-tying month at our general meeting. Many of our members are world-class tiers who bring their fur and feathers to the meeting, tie flies, and explain their technique and style while we watch and learn. Sherry Steele will set up vices and teach beginners. If you haven't tied flies, this will be an excellent opportunity to learn from an extraordinary teacher.

Techniques sessions are held before the general meeting. Sessions begin at 6:00 P.M. and last about 30 minutes.

— Kathleen Schroeder (education@coflyfishers.org)

Rod Building Class

Many dedicated fly fishers assemble their own fly rods to save money or develop a special fly rod—one with burl wood in the grip, specially selected guides and cork, your initials engraved on the end cap, and your signature on the blank.

Dave Dunahay and I will conduct a build-a-fly-rod class. During a meeting at my house on November 18, at 6:30 P.M., we will help you order your own blank and fittings. We will meet three more times: February 3, 10, 17, and 24 (if we need to), at 6:30 P.M. Rod blanks are available for rods like the new Sage One series, down through more economical TFO and similar brands. Home work will be required, mostly winding thread for the guides. Class fee is \$30.00, payable to me at the first meeting on November 18. (Fee covers tools and materials that are needed to complete a rod.) The class will be limited to six students. To sign up, please let me know by e-mail at harryharbin@gmail.com. I will also be happy to answer any questions that you may have.

— Harry Harbin (harryharbin@gmail.com)

MEMBERSHIP

To join, go to coflyfishers.org to print a form. Current rosters are available by request, so please contact me at the next meeting or send email to membership@coflyfishers.org with ROSTER as the subject.

— Gary Meyer,
Membership Chair



FLY FISH
CENTRAL OREGON
WITH THE EXPERTS FROM
THE FLY FISHER'S PLACE.

FULL-SERVICE SHOP, GUIDED TRIPS,
INDIVIDUAL AND GROUP LESSONS.
PRIVATE LAKE ACCESS AND THE
BEST FLY SELECTION IN THE NORTHWEST!

The Fly Fisher's Place


FIRST CLASS IN SERVICE,
SELECTION & KNOWLEDGE

541-549-FISH | 151 W. MAIN AVE., SISTERS | OPEN 7 DAYS A WEEK
GREENDRAKEHATCH@GMAIL.COM | WWW.FLYFISHERSPPLACE.COM

NEXT CAST FLYFISHERS

We are planning fall and winter activities. If you would like to volunteer to assist with Next Cast Flyfishers or have any questions, please contact Karen Kreft (503-409-0148 or NextCast@COFlyfishers.org).

LIBRARY NEWS



Spey Casting by Simon Gawesworth

Simon Gawesworth's book *Spey Casting* is our newly purchased and featured book, which will be presented during the October COF general meeting. Published by Stackpole Books, this is the second edition of a book that was first offered in 2004. Filled with diagrams, description and

photographs, Gawesworth takes the reader through an introduction to the "gear" necessary to begin spey casting and then proceeds to provide instruction to master 14 (yes – 14) different spey casting techniques!

Ed Jaworowski of *Fly Fisherman* magazine says, "Whether you simply want to know what all the spey-casting buzz is about, or want to become really proficient at spey-casting, you need this book."

Introduction from front cover: "No other cast is more graceful, or more fun to learn, than the spey cast. Tracing its roots to the mid-1800s on Scotland's River Spey, spey casting is the efficient and elegant way for anglers to catch trout, striped bass, salmon, and steelhead on big, moving waters without wearing out their arms. It's become popular for all types of fishing, especially when backcasting is a challenge.

LIND | WHITE GROUP

Yancy Lind & Eric White

Financial Planning & Investment Management



Merrill Lynch
Wealth Management®

PROUD SUPPORTERS OF COF

541-312-6821 | yancy_lind@ml.com

Champion spey caster Simon Gawesworth teaches the casts, including the switch cast, single spey, double spey, snake roll, snap T, and devon switch—some of which he developed himself, all of which he has mastered as an angler and instructor. Revised and updated to include the latest trends, this new edition has a completely new chapter on Skagit casting, a remarkably easy way to lift the largest flies and lines with the fastest sinking tips from the water—it is ideal for tight backcasting situations."

—John Tackmier, Librarian
(outings@coflyfishers.org or 541-549-6252)

WILD WOMEN OF THE WATER

Holiday planning

Wild Women of the Water are already planning for the holidays. LeeAnn has graciously volunteered her house for our holiday party on Wednesday, December 4. Please let us know if there is a huge scheduling conflict for this date. Remember that Wild Women hats make amazing holiday gifts for the fisherwomen in your life! Pick one up at the next COF meeting.

—Kari Schoessler (wildwomen@coflyfishers.org)

Fly & Field
OUTFITTERS

NEW Website - www.flyandfield.com

- Up to date fishing reports
- Real-time river & weather conditions

Guided Fly-Fishing Adventures

- Deschutes, Crooked and Fall rivers
- Cascade Lakes
- Trout and steelhead

Full-Service Fly Shop

35 SW Century Dr., Bend OR 97702 • 541-318-1616 • www.flyandfield.com

TYER'S CORNER

My last words were "summer is here!" Now where did it go? It was great fishing this year, and the big fish lakes produced some nice fish. Crane was good and Davis produced a couple of good fish. East Lake showed promise from recovering from the chub problems and produced several healthy fish of good size and weight.

The fly this month is an old stand-by that produced all season and is still bringing good fish to the net. This fly was developed in the sixties by George Briggs of Jerome, Idaho for Sheep Creek Reservoir. It is used on still waters and seems to imitate a snail or a terrestrial. I found it worked during caddis hatches, fished on a floating line just under the surface with a short pull and slow retrieve. It also has worked on the Deschutes River just below Lava and Little Lava lakes. Tie it on any 1x long dry or wet fly hook size #8 to #14. I fished #12s and #14s all season. The hackle can be 2x the gap, but I had better luck with shorter hackle (as shown in the photo). Good Luck and Good Hunting.

— Jerry Criss (541-536-3581 or tlfly44@msn.com)

Sheep Creek Special



Hook: #14 to #8, 1x long dry or wet fly hook

Thread: light or dark olive, 8/0 to 14/0

Hackle: furnace or brown dry-fly hackle

Body: 1 or 2 strands of good peacock herl

Wing: mallard, wood duck color, very sparse

Head: tying thread or a touch of dubbing to match thread

1. Lock in thread at the hook point and wrap thread back to above the barb.
2. Tie in the hackle. Wrap hackle four to five times and tie off.
3. Prepare the peacock herl; tie it in and wind the herl forward to just behind the eye of the hook.
Note: To add strength, rib with wire or tying thread. I have tried both and neither affected the fly's performance.
4. Select a good mallard feather. Take a $\frac{3}{8}$ -inch to $\frac{1}{2}$ -inch slip from one side and carefully fold each edge under to make a wing just over $\frac{1}{8}$ -inch wide.
5. Cut the feather to the proper length and tie it in.
Note: Make the wing long enough to just reach the back side of the hackle.
6. Tie in the wing and finish with a neat head of thread or some dubbing.

Trophy of a Lifetime
TAILWATER FISHERIES
Williamson
& Wood Rivers
tailwaterfisheriesllc@gmail.com
tailwaterfisheriesllc.com
10% Off For Club Members
541-880-8822

Central Oregon Flyfishers Upstream Events 2013

Date	Time	Activity	Location	Contact
OCTOBER				
Oct 3	6:30 pm	monthly board meeting	Environmental Center	Eric Steele (president@coflyfishers.org)
Oct 6		OUTING	Beavertail Campground	Robert Gentry (driftboater1@gmail.com)
Oct 16		general meeting	Bend Senior Center	Eric Steele (president@coflyfishers.org)
Oct 31		HALLOWEEN		
IN THE FUTURE				
Nov 20		Elect board members and officers for 2014 at the general meeting.		



2013 COF Board Members: **Eric Steele** PRESIDENT **Vacant** VICE PRESIDENT **Joe Wierzb** TREASURER **Cliff Price** SECRETARY **Mike Tripp** Programs
Howard Olson Banquet **John Tackmier** Outings/Library **Karen Kreft** Next Cast Flyfishers **Kari Schoessler** Wild Women of the Water
Lee Ann Ross Director at Large **Gary Meyer** Membership **Debbie Norton** Raffle **Kathy Schroeder** Education **Frank Turek** Kokanee Karnival

Membership application available from: <http://www.coflyfishers.org>

For advertising information, call Mike Shadrach at 541-678-5717.



Central Oregon Flyfishers

PO Box 1126 Bend, Oregon 97709



An active
member club

For advertising information, call Mike Shadrach (541-678-5717).

NEWSLETTER - Terri Grimm