


The Central Oregon Flyfisher



www.coflyfishers.org

An Active Member Club

Volume 29

Number 9

September 2006

GENERAL MEETING
"Fishing the N.E. Corner of Oregon"

September 20
6:30 - 8:30
Bend Senior Center
1600 SE Reed Market Rd

OUTINGS

Gold Lake
September 9

Deschutes Steelhead
September 28- 1

See p. 2 for details

Wild Women Of the Water

The new hats are in !!!

See p.5 for details

Fly of the Month

Wiggle Tail Nymph

See p.4 for details

Random Cast

I hope everyone has been enjoying the warm weather and taking fish filled trips to all those cooler water filled canyons Central Oregon offers. I have officially relocated to NE Oregon now and have begun exploring some simply beautiful landscapes, water and meeting some wonderful people. I have already noticed that my fly boxes will need a bit of reorganization and additions. It is interesting, and probably a bit of the attraction of fly fishing, how our flies and individual techniques evolve parallel with our time spent on "home waters" lending that intimacy with our surroundings that I think is essential for our health and well being. With this reorganization of my boxes I will be sure to send Dave some of my "special patterns" for the fly box he is putting together for next year's banquet. Also, I'm sure my explorations will lead to some great photos to send to Dave for the slide show. Please understand if the photos don't come with place names and maps. You'll have to drop in for a visit for that info. Or...come to the September meeting and get your questions answered by the owner of the Joseph Fly Shoppe in Joseph, Oregon. I was just in the shop last week and they were putting together a great slide show for everyone. If you want to learn a bit of info on the Wallowa, Imnaha, Wenaha or Grande Ronde Rivers and more, this is a don't miss presentation.

We have some great outings coming up that are definitely not to be missed. Gold Lake on September 9th should provide some fantastic opportunities for brookies. A small and intimate lake, Gold Lake is one of my favorites and a great place for those who are beginners at lake fishing with a fly. Also, the 2nd Annual Lower Deschutes outing is the 28th thru the 1st. This is a multi-day outing and run similar to the Canada Trip with group cooking and camping.

Also, a definite do not miss event is the volunteer opportunity at Kokanee Karnival's Streamside Classroom towards the end of the month which is superbly run by Kurt Boettger each year. Contact Kurt if you want to be involved with this event. No experience is necessary.

"Bragging may not bring happiness, but no man having caught a large fish goes home through an alley." ~Author Unknown

September Program

Rob Lamb, owner of the Joseph Fly Shop, Joseph Oregon will speak to the club on flyfishing the N.E. corner of Oregon.

Rob is a long time resident, guide and fly shop owner in this beautiful corner of Oregon. Rob will speak to us about the opportunities for trout and steelhead fishing on the Wallowa River and several other rivers and lakes of this region. Of special interest to many will be the steelhead fishing on the Grande Ronde River.

I fish this area every fall. At this elevation (4000 ft) fall comes early. You can expect uncrowded waters and spectacular autumn colors.

Don Schnack

September Outings

Gold Lake Outing - Sat. the 9th

We will have an outing at Gold Lake on Saturday, September 9, 2006. Gold Lake is Fly Fishing only! It is one hundred acres in size and is ideal for fishing from all types of floating devices. NO MOTORS are allowed on the lake. There is a good boat ramp.

There are Brookies (up to 16") and Rainbow (up to 20"). There is no limit on Brookies and catch and release only on Rainbow. The lake has been managed to reduce the number of Brookies by annually trapping up to 8,000 fish and transferring them to other lakes. Keeping all the Brookies you catch is encouraged and they are very good eating. If we catch and keep enough Brookies we will have them smoked and served at the Christmas fly tying session or other event.

The maximum depth of the lake is 20 feet. There are structures including channels, drop offs, trees, weed beds, springs that hold fish at various times. Fly line selection should include intermediate, type 3 20' sink tip, type 4 and type 6 full sink lines to be able to cover various depths from top to bottom depending on your preference. My preferences are the 20' sink tip and the type 4 full sink. You should always carry a floating line for sporadic hatches.

Fly selection would include patterns, inch long and green, and red & yellow streamers. Stripping slow, very fast or erratically has been productive in the past.

To arrive at Gold Lake, take Hwy 58 to the Willamette Pass Ski area then continue about ½ mile down the West side of the pass and turn right at the Gold Lake sign on the right. The sign is similar to a normal street sign and may be difficult to see. It is 2 miles on a good gravel road to the lake.

The official outing will be Saturday only and no meals will be provided. There is a nice campground at the lake good for tents, pickup campers and others under 20' if you want to spend the weekend. The West end of Odell Lake campground can accommodate large RV's

The drive from Bend takes about an hour and forty minutes. I plan to be at the boat ramp parking area around nine. I hope to see you there. If you have any questions, please contact me.

Bob Cooper

(No need for rain gear this year, the weather will be great)

Steelhead Trip - Thurs 28 - Sun. 1 Deschutes River

If you are planning to attend the steelhead trip this year (Thurs Sept 28 thru Sun Oct 1), please contact Neil Buxton at 617-8837 or NealAB@aol.com. We will be using the COF trailer to set up the camp kitchen. Meals will be set up like the Canadian trip so you will get breakfast and dinner Fri and Sat, while Sun is breakfast only. The cost is \$10/day or \$25 if you stay thru Sun. As the Canadian trip, we need volunteers to cook. We will camp at either Beavertail campground (about 20 miles from Maupin) or Mack's canyon (about 7 miles further). You will need a boater's pass if you plan on using a boat on the river (drift, pontoon, etc). Any questions, contact Neil Buxton.

Short and Quick Notices

If you have changed your phone number, mail or email address, please let Dick Olson know. 383-4412 - or - richardolson@bendbroadband.com

Steve and Nancy Sheldon wanted to let people know that they have changed their email address to lasbaracas89@msn.com Please make the change in your address book.

COF Volunteer Opportunities

*Interested? Contact Carl Sanders
4cesanders@earthlink.net*

Education Committee Members

There are positions open for members who would like to help coordinate an education class or two a year under the direction of the Education Coordinator. Member would help committee decide on the classes to offer to the COF membership and coordinate a class by making contacts, organizing enrollment, payments and other specifics.

Newsletter Editor

COF is looking for a newsletter editor. Experience with organizing content on a computer is helpful. COF has a newsletter template but an experienced person would be free to be creative. COF can provide training to anyone interested. Volunteer position requires organizing submitted articles into newsletter template each month, printing copies, delivering copies to local fly fishing business and mailing a few copies to individual members. This work could be shared between two or more individuals. Estimated time investment is about 8-10 hrs a month total.

September Volunteer of the Month Kurt Boettger

Wow, followed by a big thank you goes out to Kurt Boettger. Kurt is COF's volunteer for the month for September. For the past many years Kurt has coordinated Kokanee Karnival's Streamside and Hatchery education program, a big responsibility to be sure. This is one of the premier KK events for the elementary school kids involved. Classrooms gather and rotate through stations at the Fall River hatchery and on Brown's Creek in coordination with the spawning Kokanee runs for 4 days towards the end of September. The kid's get to learn about fish biology, culture, life cycle, habitat use, food sources and much more on migrating salmonids. The Kokanee Karnival is looked upon by many organizations as one of the top watershed and fishery education programs in the state. What really stands out about our program is that it is run almost entirely by volunteers like Kurt. Kurt has consistently kept this Fall program running smooth and efficient with his recruitment and training of volunteers, coordination of station setup and rotation of classes.

It is not an easy task, and I have never heard a complaint from Kurt or heard about a problem that wasn't handled promptly and professionally. COF gives a big thanks to Kurt Boettger for years of volunteer service to this great event. If you would like to learn how fulfilling volunteering for KK can be, it's not too late. Contact Kurt at 383-3480.

Education Committee Feedback

The Education Committee would like your input. According to the form that is filled out by new members, almost everyone joins the club at least in part for fly fishing education. So, we would like to see if we're meeting member's expectations and needs.

What have you liked or disliked about recent classes? What classes would you like to take that we have not offered? How can we improve our education program?

Some ideas we're considering include:

- A "basics" track. This would be a set of classes oriented more towards the person new to fly fishing than many of the classes have been in the past. Potential topics include basic equipment, introductory casting, techniques, etc.

- Outings "mini class". We would discuss equipment, techniques, and strategies specific to a club outing for those unfamiliar with the water. These 15-30 minute discussions will be held at the beginning of an outing for those interested. We're looking for multiple volunteers for this activity. If you would like to help members get quickly up to speed on new waters, please let me know.

Of course, we plan on repeating many of the classes that have been popular in the past. Please send your comments to me at yancy_lind@yahoo.com. Or, give your comments to any of the education committee members: Ron Anderson, Carl Cavallo, Lee Ann Ross, Earl Rettig, and Mike Bishop.

Thanks and hope to see you in a class soon.

Yancy Lind
Education Committee Coordinator

Fly of the Month - The Wiggle Tail Nymph

Well it has been very few days of fishing for me as I am trying to get things done around the house. The outing at East Lake was fun with quite a few members showing up, although I didn't see many of them because we were all attacking the lake from different angles. Mine was fishing dries close to shore near the campground. There was plenty of action, with a Flav type Mayfly, in a reddress brown color. I did ok with 8 small fish in 1½ hrs. The hatch ended and a good wind out of the Northwest started up about 11:30. I packed it in around 12:30. I had a request for a simple Woolly Bugger and for those of who have seen me tie, nothing seems simple. According to most magazines, the Woolly Bugger is the most widely used fly and it is the first fly taught to novice fly tiers, but not in my class. It is a fly that I don't use much at all, I would rather match the food sources, but when I do use a Bugger the one I use is one that was taught to me by Jay Fair. Jay produces some of the best materials for tying Buggers that is available today. One the hooks he uses is a short shanked wet fly hook in #10 and #8, which means the bodies are much shorter than you are used to using. Try using this style of hook on your favorite Bugger pattern and let me know how it works, the action is the difference and for me that is enough to convince me to use the short shanked hooks. The outing a Gold Lake set for this month would be the perfect place for this type of Bugger. Jay calls them the "Wiggle Tail Nymph" Jay's website - www.eagleflyfishing.com



Pattern: "Wiggle Tail Nymph"

Hook: Wet fly hook (short shank) #10 and #8.

Thread: 8/0 Use black or a color matching the fly colors.

Weighting Optional.

Tail: Marabou in your color choice.

Body: Fine chenille, I like the variegated or use Jay Fairs sparkle chenille, again your favorite colors.

Rib: Fine silver wire or fine oval tinsel.

Hackle: Grizzly or a color to match the fly being tied. Note; check out Jay's hackles and marabou, his dying is some of the best around and his colors are much different than anything else on the market today.

Head: A nice whipped finish.

Tying the fly:

Attach the thread in the normal manor, winding it back to about the hook point.

Tie in the marabou for the tail, (use a complete feather) same length as the hook.

Tie in the ribbing material and let it hang off the rear of the fly.

Tie in the body material and take the tying thread forward and then wind the body forward leaving room just behind the hook eye for the hackle and head.

Tie in the hackle just ahead of the finished body hackle bottom first, then wind the hackle back towards the tail. When you reach the tail stop and tie off using 1 to 2 turns of the ribbing material, then continue the rib forward, (about 5 wraps) locking in the hackle for a much stronger fly.

Finish by tying off the rib with the tying thread and making a nice neat head.

If you have any questions or suggestions, please Email me at --- tlfly@my180.net.

Good hunting

Jerry Criss

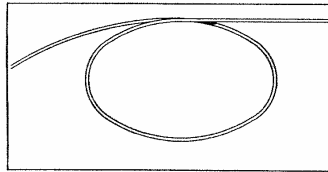
Wild Women of the Water

I'm back from my whirlwind, four-week-long, cross-country trip. I didn't have the opportunity to fish anywhere, and I need to get to a good river soon! Jeff and I picked up our Scamp trailer, visited our families in Ohio and New Jersey, attended a few business meetings, and "Scampered" back to Oregon. It's wonderful to return to Bend. The 105-degree temperatures and 100% humidity on the East Coast did not appeal to me at all.


Wild Women hats are now available, and these hats are going places! My hat has already traveled across the country and back. Another has been on a float trip down the Deschutes River, and a third is on its way to Alaska for some great fishing adventures. Several hats will make their way to Yellowstone in September. Keep track of your hat's travels with a photo. Send photos to Delores (ladyd@bendcable.com) or Terri (sonata@teleport.com) and we'll start an online album. To purchase your hat right away, contact Delores (ladyd@bendcable.com or 382-7595). Hats will also be available at the September membership meeting. Cost is \$13. Make checks payable to COF.

- Terri Grimm

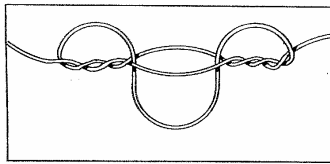
Another KNOT taken from Practical Fishing Knots II by Lefty Kreh The Dropper Loop - for nymphs or wet flies



STEP 1 Make a circle in the line where you want to attach the dropper. The size of the circle determines the size of the loop.

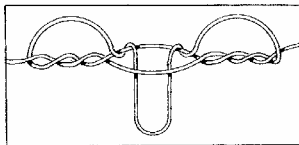


STEP 2 Take the top strand of the circle and wrap it around itself three or four times.

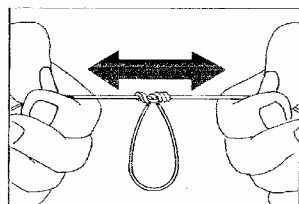


STEP 3 Reach down and pull the bottom leg of the circle through the center of the wraps created in Step 2.

STEP 4 This is what the Dropper Loop looks like before tightening.



STEP 5 Moisten the wraps. Then, pull sharply at both sides of the standing part at the same time. Don't pull on the loop. It will form by itself.



Flies / Flies / Flies

I've only got one fly and two promises so far!

At the July monthly meeting I proposed that members send me a favorite fly so that I might photograph them. The idea being that I could put them all in front of the same color background and have them all the same relative size. Being the joker that I am, I said something like, "... and maybe I'll give them back - or not." So, people probably didn't take me too seriously.

Here is the new plan -

- 1) I will buy a fly box.
- 2) You send me your killer fly.
- 3) I will photograph it.
- 4) The flies go into the fly box.
- 5) We auction off the flies at the annual banquet
- 6) You get credit on the slide at the slide show

This way people will know what to tie up when they go to places like British Columbia, Gold Lake, Deschutes River, Fall + Crooked River, etc.

How many people know what these look like?

Mark Reisinger's - (GHRT) Green Hornet - Red Tail

Bob Cooper's - Cooper Bug

Bill Seitz's - FOAM BOY!

Wayne Wright's - red and black micro leeches

Dave Semich

UPSTREAM EVENTS – 2006

September	7	COF Board of Directors Meeting - Dave Dunahay
	9	Outing, Gold Lake - Bob Cooper
	20	COF General Membership Meeting, Fishing the NE corner of OR
	28-1	Outing, Deschutes Steelhead - Neal Buxton
October	5	COF Board of Directors Meeting - Dave Dunahay
	18	COF General Membership Meeting, -----?
	21	Outing, Metolius - Dave Semich
November	2	COF Board of Directors Meeting - Carl Sanders
	15	COF General Membership Meeting, -----?
	18	Outing, Crooked River - Dave Semich
December	7	COF Board of Directors Meeting - Carl Sanders
	9	Outing, Deschutes County Library - Dave Semich
	20	COF General Membership Meeting, -----?

Notes: (1) For more information about an event - contact the last name on the lines above.

Emails that you might need:

Dave Semich	-	flyfishndave@webformixair.com - Editor and Outings
Bob Cooper	-	fishcoop2@bendcable.com - Outing
Neal Buxton	-	nealab@aol.com - Outing
Don Schnack	-	389-4440 - Monthly Programs
Carl Cavallo	-	fishincarl@yahoo.com - Classes

NEW MEMBERSHIP

The following information is used in the roster. Include all contact data and other interests that you wish to have appear in the roster. Print legibly using block letters, all caps.

LAST NAME	FIRST NAME	OCCUPATION (PAST OR CURRENT)	
SPOUSE'S FIRST NAME	SPOUSE'S LAST NAME IF DIFFERENT	HOME PHONE	
HOUSE NUMBER	STREET	WORK PHONE	EXT
CITY		STATE	ZIP CODE
EMAIL ADDRESS			
How do you want to receive the COF monthly newsletter? (Check one.)		<input type="checkbox"/> Email	<input type="checkbox"/> US Postal Service
Why did you join COF? (Check all that apply. List other interests on reverse.)		<input type="checkbox"/> Wild Women of the Water	
<input type="checkbox"/> Acquire more knowledge	<input type="checkbox"/> Find fishing partner	<input type="checkbox"/> Volunteer for projects	<input type="checkbox"/> Improve technique <input type="checkbox"/> Social functions

You must sign this release EACH year when you renew to attend or participate in club activities.

LIABILITY RELEASE AND HOLD HARMLESS AGREEMENT

As a condition of membership or of participation in any activity encouraged or publicized by The Central Oregon Flyfishers, I voluntarily assume all risks of my participation. In acknowledgement that I am doing so entirely upon my own initiative, risk and responsibility, I do hereby for myself, heirs, executors, and administrators agree to remise, fully release, hold harmless, and forever discharge The Central Oregon Flyfishers, all its officers, board members and volunteers, acting officially or otherwise, from any and all claims, demands, actions or causes of actions, on account of my death or on account of any injury to me or my property that may occur from any cause whatsoever while participating in any such COF activity.

I acknowledge that I have carefully read this hold harmless and release agreement, and fully understand that it is a release of liability. I further acknowledge that I am waiving any right I may have to bring legal action to assert a claim against The Central Oregon Flyfishers for its negligence.

I have read the above statement and agree to its terms as a condition of my membership in The Central Oregon Flyfishers.

X _____
 SIGNED BY PRINT NAME MONTH DAY YEAR

X _____
 SIGNED BY PRINT NAME MONTH DAY YEAR

DUES SCHEDULE

Memberships are renewable on January 1 of each year. New members joining prior to June 1 shall pay a full year's dues of \$36. New members joining after June 1 shall pay a prorated amount according to the chart below. New members who reside outside Deschutes, Crook and Jefferson County shall pay \$12.50.

THE MONTH YOU ARE JOINING	JUN	JUL	AUG	SEP	OCT	NOV
THE DUES YOU PAY (\$)	18	15	12	9	6	3

RETURN THIS FORM Mail or deliver this form and your check payable to The Central Oregon Flyfishers to the membership chairman. Forms unaccompanied by dues payment or that lack signature, name, or date on the liability release statement are considered invalid and will be returned to sender.

The Central Oregon Flyfishers
Membership Chairman
PO Box 1126
Bend, OR 97709



Central Oregon Flyfishers
PO Box 1126 Bend, Oregon 97709